

# Reaching Diverse Populations with Personalized Medicine

## **Community Health Center, Inc.**



# Community Health Center, Inc.

## Weitzman Institute

- ⊙ QI experts; national coaches
- ⊙ Project ECHO®— special populations
- ⊙ Formal research and R&D
- ⊙ Clinical workforce development

## Federally Qualified Health Centers (FQHCs)

- ⊙ Nation's largest safety net setting
- ⊙ Located in designated high need communities
- ⊙ Caring for 24 million patients annually
- ⊙ 93% served are below 200% poverty and 35% uninsured

## CHC Profile

- ⊙ Founding year: 1972
- ⊙ Primary care hubs: 14; 204 sites
- ⊙ Staff: 1,000
- ⊙ Patients/year: 100,000 (est. 2017)
- ⊙ Specialties: onsite psychiatry, podiatry, chiropractic
- ⊙ Specialty access by e-Consult to 15 specialists

## Elements of Model

- ⊙ Fully Integrated teams and data
- ⊙ Integration of key populations into primary care
- ⊙ Data driven performance
- ⊙ “Wherever You Are” approach

## CHC, Inc. Locations in Connecticut



## THREE FOUNDATIONAL PILLARS

1  
Clinical  
Excellence

2  
Research  
and  
Development

3  
Training  
the Next  
Generation







## Precision Medicine Initiative

Announced by President Barack Obama in his 2015 State of the Union address

MISSION: To enable a new era of medicine through research, technology, and policies that empower patients, researchers, and providers to work toward development of individualized care.





# The *All of Us*<sup>SM</sup> Research Program

- The cornerstone of the larger PMI – led by the NIH
- One million or more volunteers, reflecting the broad diversity of the U.S.
- Opportunities for volunteers to provide data on an ongoing basis
- Data shared freely and rapidly to inform a variety of research studies

**All of Us**<sup>SM</sup>  
THE FUTURE OF HEALTH BEGINS WITH YOU


The  
Precision  
Medicine  
Initiative®





# A Transformational Approach to Diversity

- Reflecting the country's rich diversity to produce meaningful health outcomes for historically underrepresented communities



People

Health  
Status

Geography

Data  
Types





# A Transformational Approach to Participation

Participants in the *All of Us*<sup>SM</sup> Research Program will be true partners—not patients, not subjects—in the research process

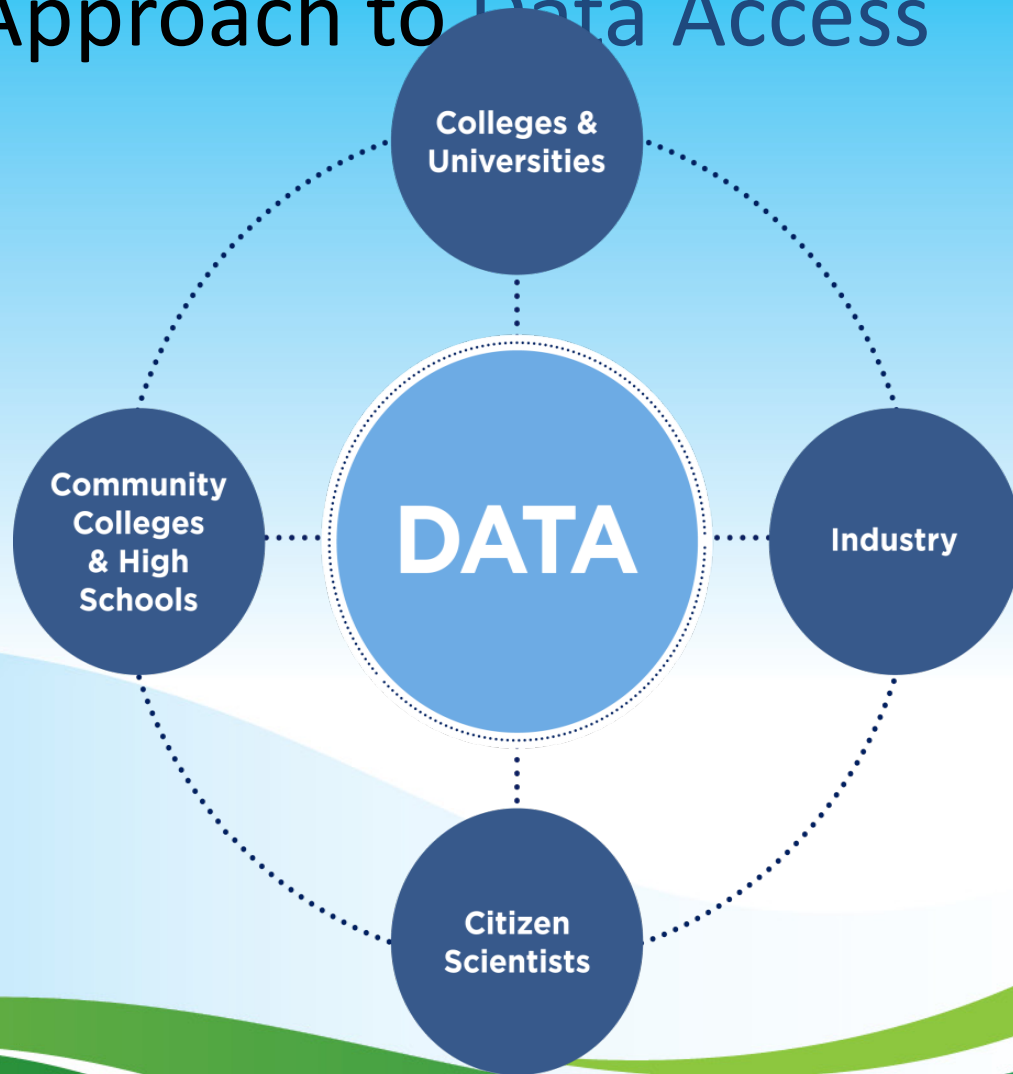
- Involved in every step of program development
  - What data we collect
  - What lab analyses we do
  - What research is conducted
  - How data gets returned





# A Transformational Approach to Data Access

- Data sharing will be swift to both researchers and participants
- Participants will have access to study information and data about themselves
- Data collection will start small and will grow over time
- Privacy and security will adhere to the highest standards
- Will invest to level the playing field so diverse researchers can play







# Selected Scientific Opportunities

- Develop quantitative **estimates of risk** for a range of diseases by integrating environmental exposures and genetic factors.
- Identify the causes of individual variation in response to commonly used therapeutics = **pharmacogenomics**.
- Discover **biological markers** that signal increased or decreased risk of developing common diseases.
- Develop **solutions to health disparities**.
- Use **mobile health technologies** to correlate activity, physiological measures, and environmental exposures with health outcomes.
- **Empower study participants** with data and information to improve their own health.
- Create a platform to enable **trials of targeted therapies**.



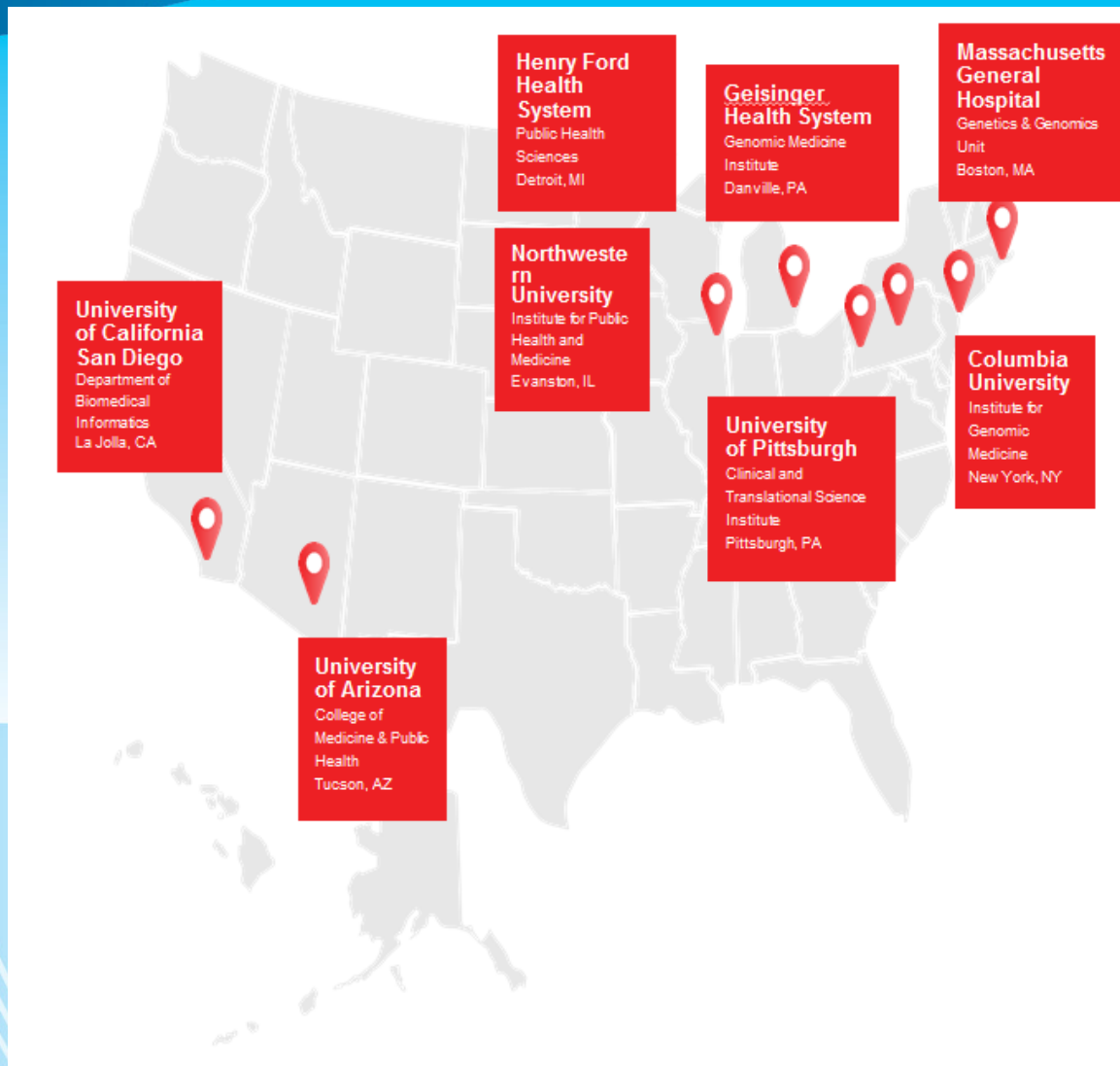


# Community Health Center, Inc.

Where health care is a right, not a privilege, since 1972.

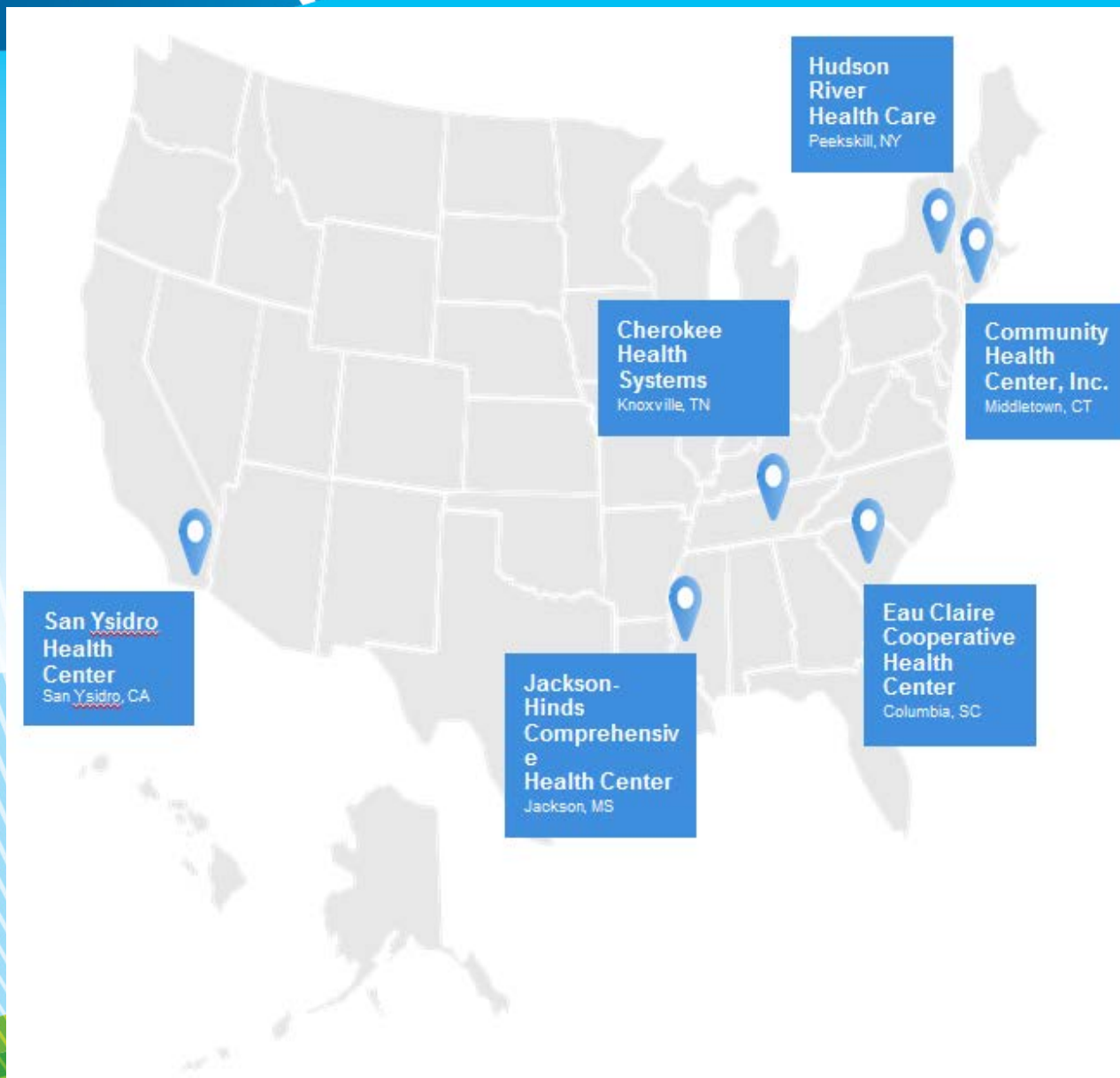


- Able to enroll diverse patient populations
- Strong electronic health record capacity
- Geographic spread
- Capacity to enroll 35,000 a year





- Develop and pilot health center approaches for enrolling underserved populations, especially those historically underrepresented in biomedical research
- A collaboration with the Health Resources and Services Administration (HRSA) and the MITRE Corporation







# HPOs: VA Medical Centers

- Invite veterans to enroll in the All of Us<sup>SM</sup> Research Program at participating VA medical centers
- A collaboration with the Department of Veterans Affairs and the Million Veteran Program, a national, voluntary research program studying how genes affect health
- 20 participating sites anticipated



# Contact

## **Mark Masselli**

*President/CEO, Community Health Center, Inc.*

Email: [mark@chc1.com](mailto:mark@chc1.com)

## **Amy Taylor**

*CO-PI, VP - Western Region, Community Health Center, Inc.*

Email: [taylora@chc1.com](mailto:taylora@chc1.com)

## **Wanda Montalvo**

*CO-PI, Associate Director, Weitzman Institute, Community Health Center, Inc.*

Email: [montalw@chc1.com](mailto:montalw@chc1.com)

